

# Goods Movement in Southern California

Presentation to the Los Angeles Transportation Club

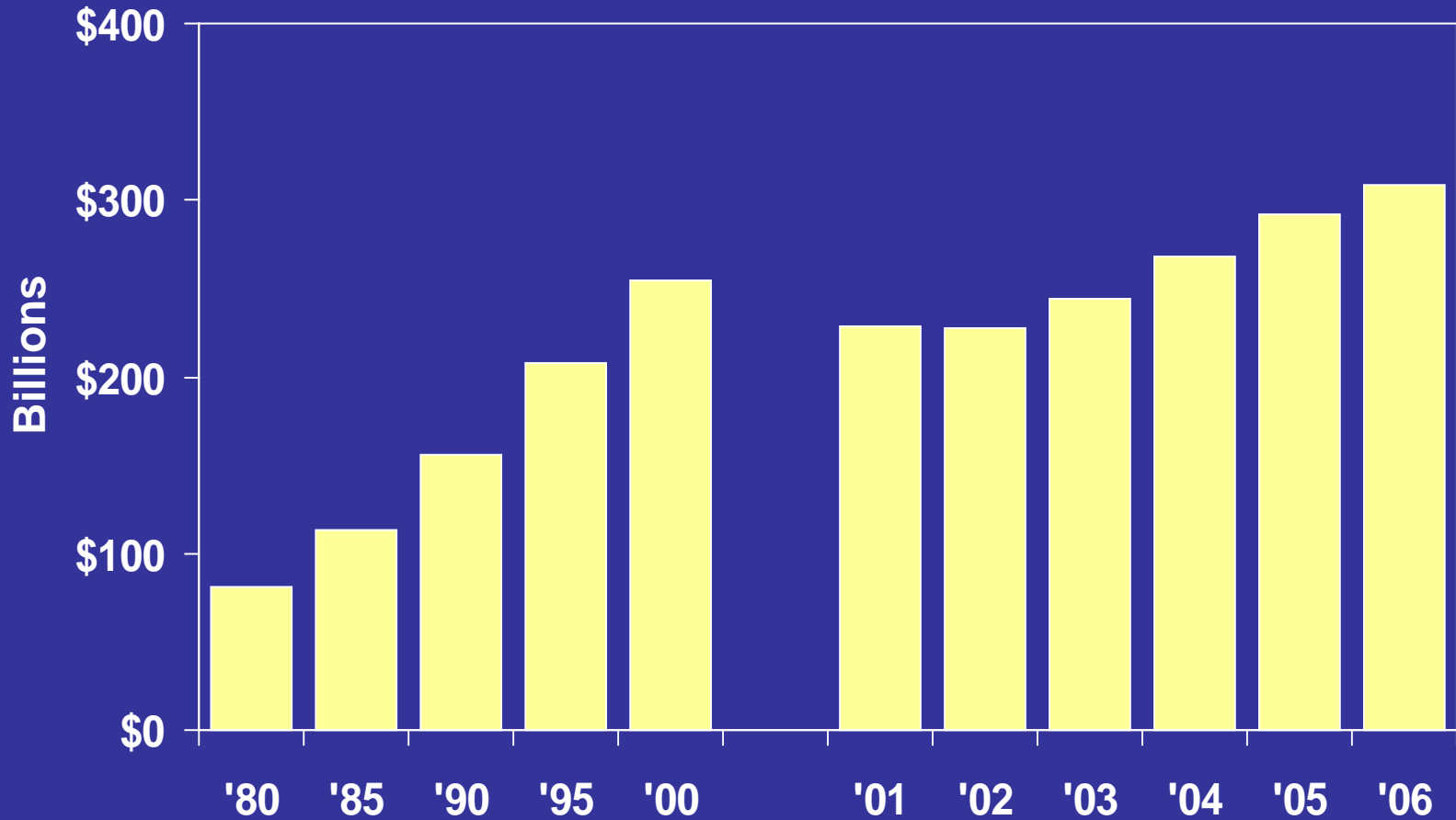
Gregory Freeman

Vice President, Economic and Policy Consulting

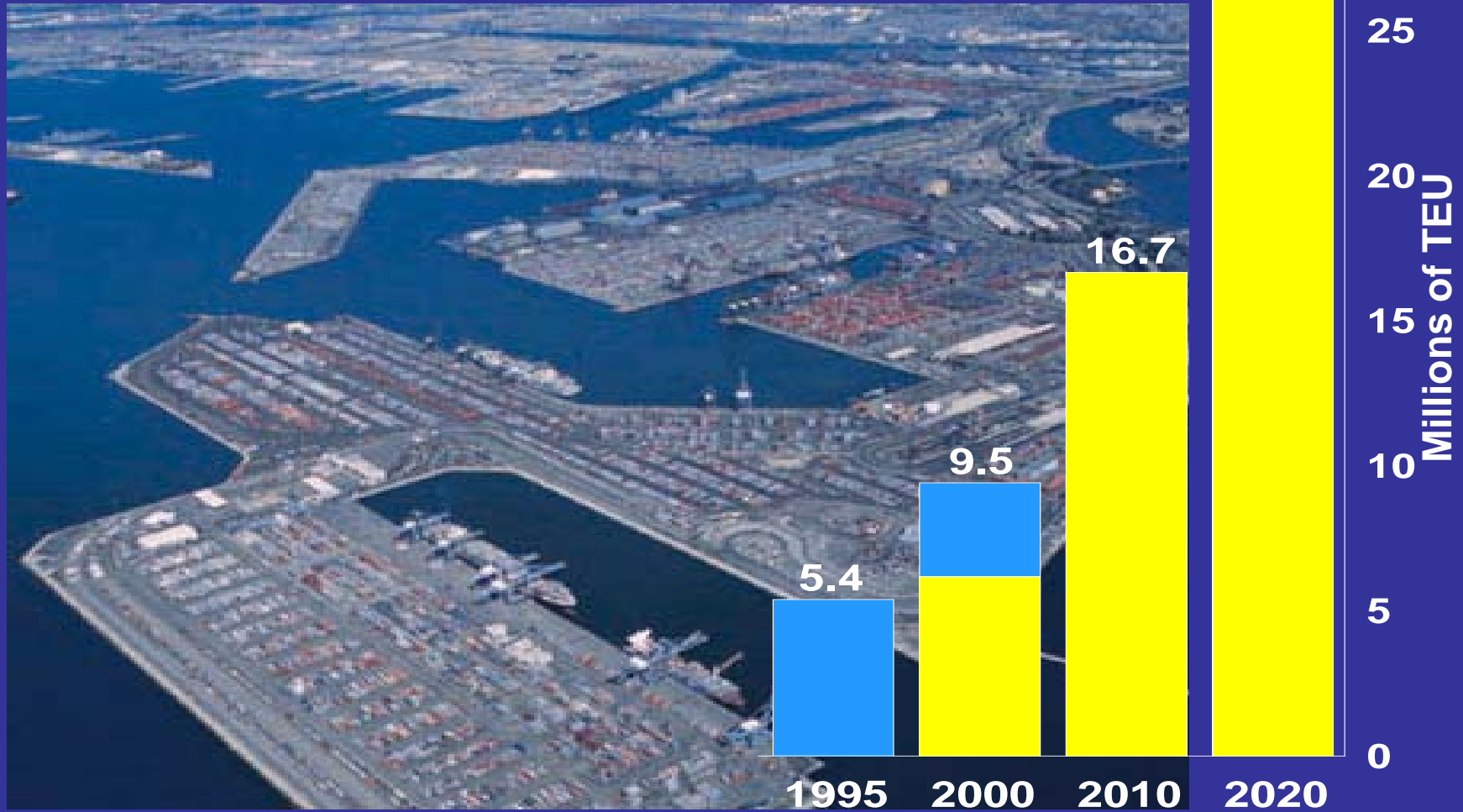


# International Trade Value 5-County Southern California Area

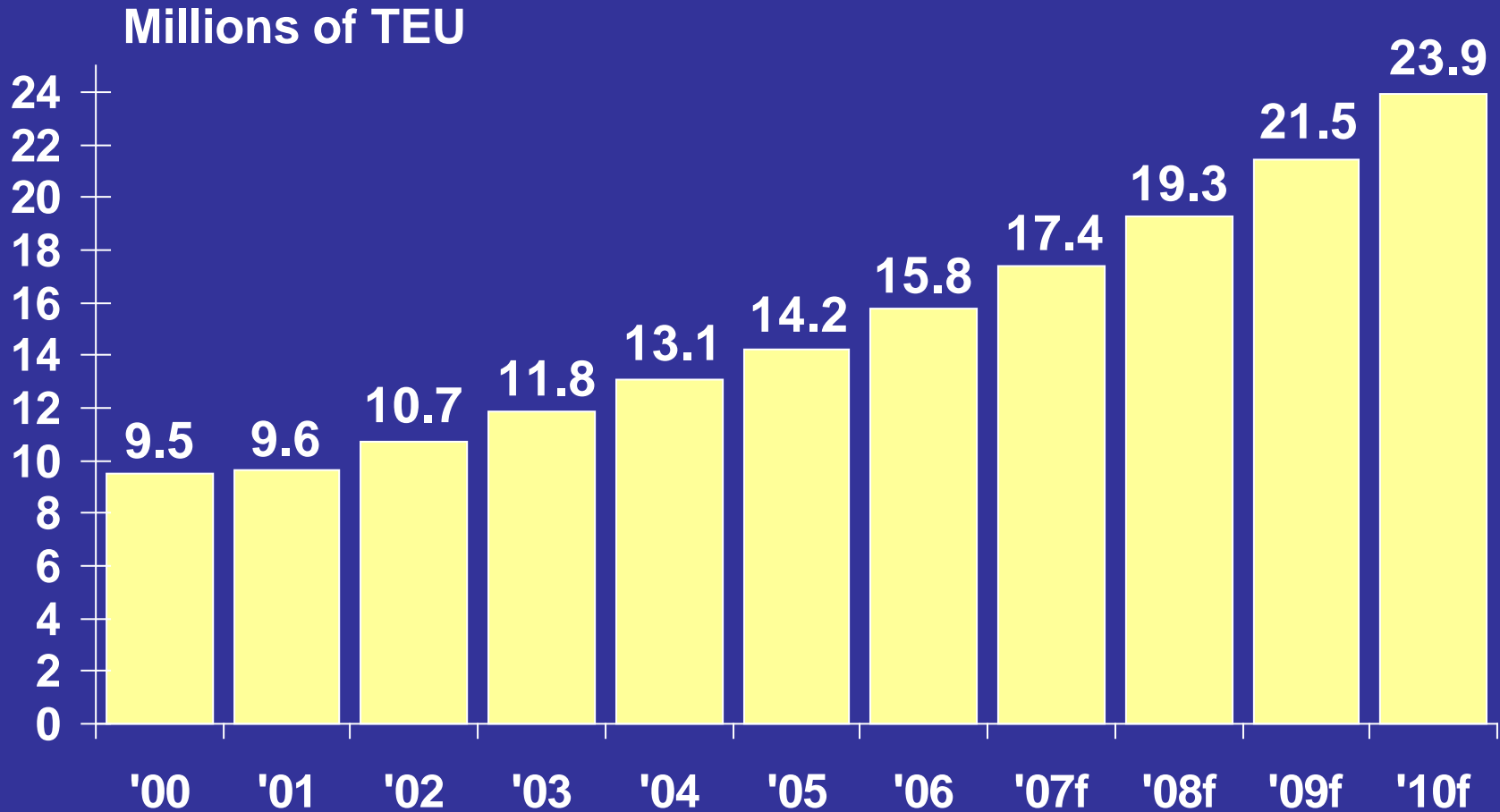
Inflation Adjusted



# 2002 Forecast Annual Container Traffic At the LA/LB Ports



# 2006 Forecast Annual Container Traffic at the LA/LB Ports



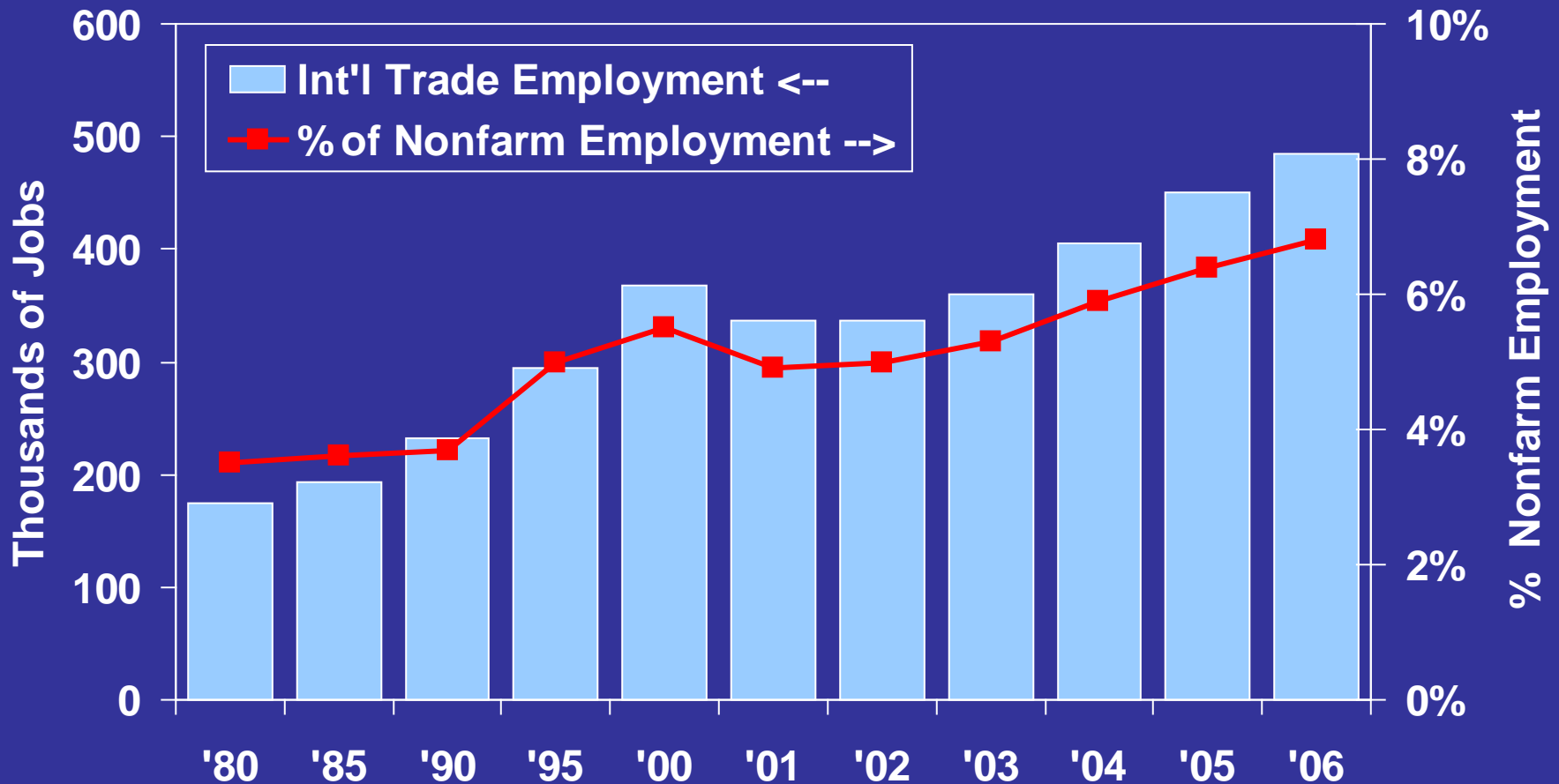
Sources: Ports of Los Angeles & Long Beach, LAEDC forecast

# National Impact of LA/LB Ports, 2005

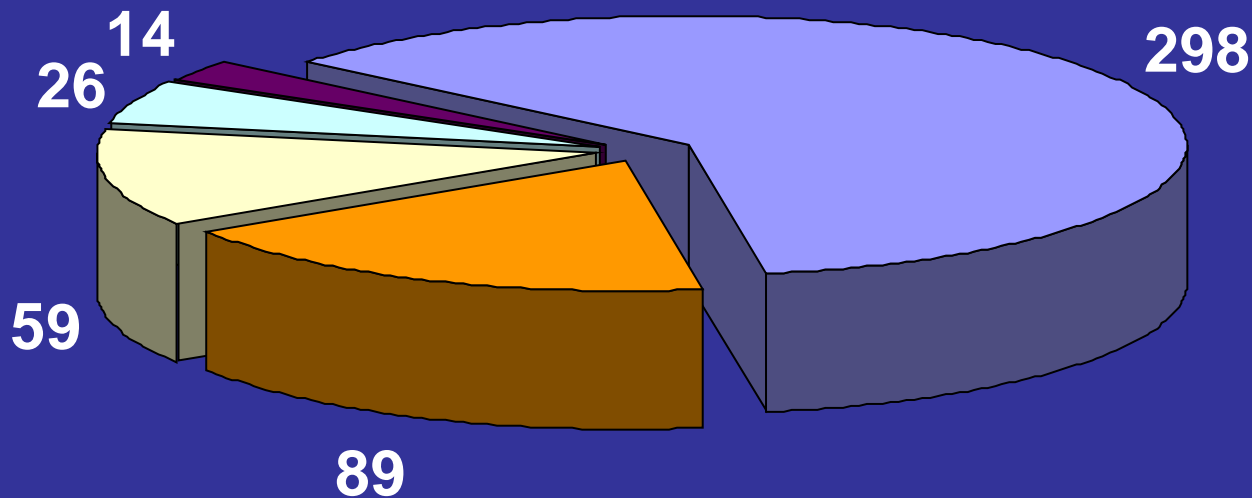


<b>Int'l Trade</b>	<b>Total Jobs Impact</b>
<b>\$256 Billion</b>	<b>3.3 Million Jobs</b>

# International Trade Employment 5-County Southern California Area



# Employment in International Trade by County (in 000s)



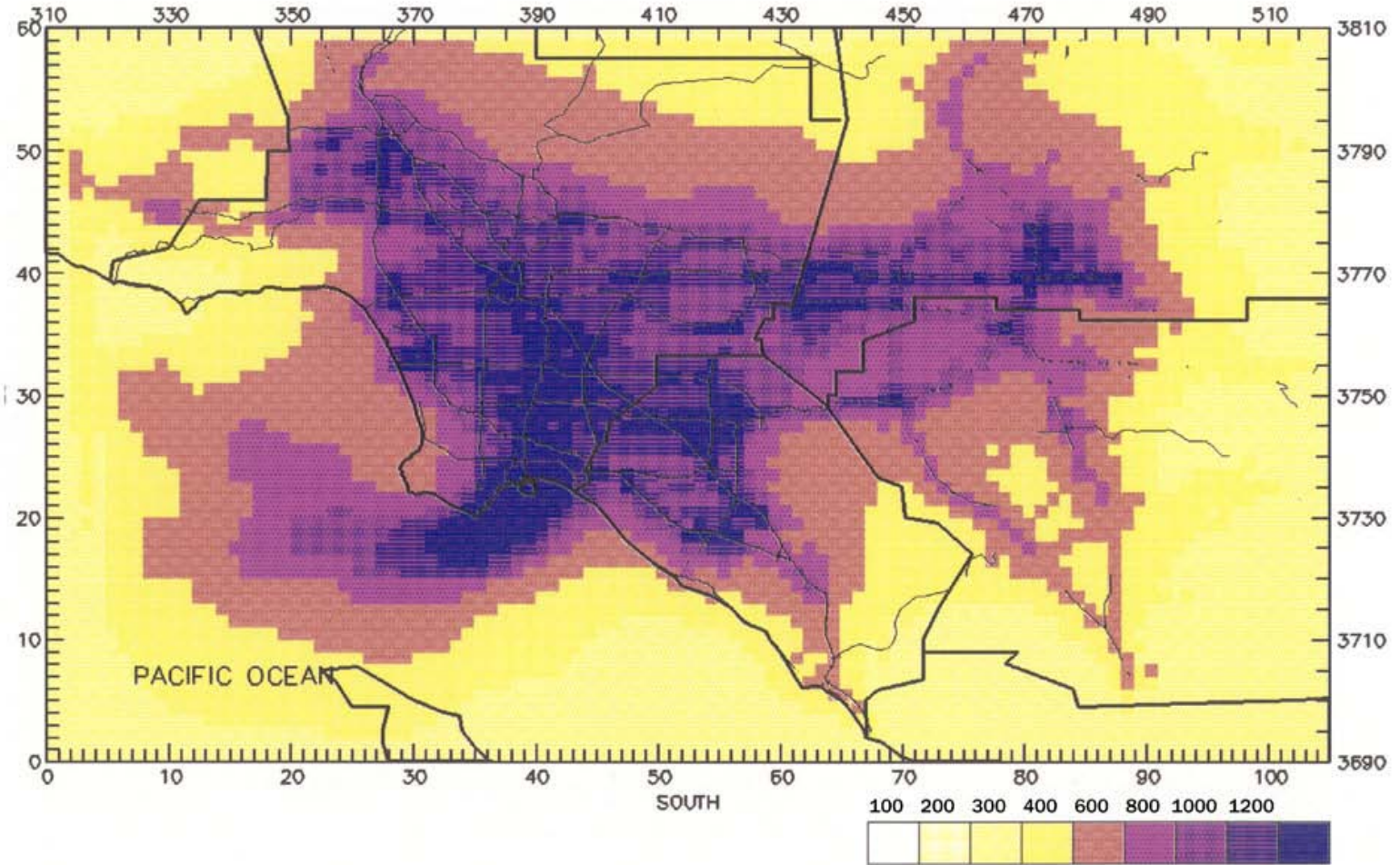
- Los Angeles
- Orange
- San Bernardino
- Riverside
- Ventura

**5-County Total: 485,100**

# Congestion



# Air Pollution



**Answer: Grow Green**

# Clean Air Action Plan

## Heavy-Duty Vehicles

- ❑ Truck replacement & retrofit
- ❑ LNG Fueling Infrastructure
- ❑ Ports + SQAQMD \$206 million



## Ocean-Going Vessels

- ❑ “Cold Ironing”
- ❑ NOx and PM controls on new and existing vessels



# Clean Air Action Plan

## Railroad Locomotives

- Standards for switcher and line-haul locomotives
- Standards for new or modified rail yards

## Cargo Handling Equipment

- Standards for equipment



## Harbor Craft

- Standards for harbor craft

## Infrastructure & Efficiency Improvements

- Ports \$5,000,000

## Tech Advancement & Source Testing

- Ports \$ 15,000,000 (minimum)

# Proposed Clean Trucks Program

- Startup 2008; 5-year transition to a new system where all trucks meet 2007' emissions standards**
- All container truck operators at the Ports become licensed concessionaires**
- Independent Owner-Operators (IOO's) are phased out**
- IOO's sell their rigs to concessionaires and become employee drivers**

# Proposed Clean Trucks Program

- Dirty trucks are traded in and scrapped, or retrofitted
- Ports underwrite truck replacements (80% cost) and retrofits (100% cost)
- Funding comes from truck impact fees on dirty trucks during 5-year phase-out
- Concessionaires agree to comply with green, safety and security measures

# CTP Changes & Challenges

- Future mandated security ID program will precipitate a driver shortage
- Ports CTP must carefully revamp a system destined to fail
- Proposed 5-year plan is really a 1-year scenario  
Ports will need front-load CTP implementation and funding (est. 1 billion during first 1-2 years)
- Concessionaires agree to comply with green, safety and security measures

# Infrastructure & Environmental Cargo Fee

Infrastructure= Intermodal System Projects (\$2.4 billion)

Environmental= Clean Trucks Program (\$1.2 billion)

## Local Port Projects

- ❑ Gerald Desmond Bridge replacement (SR 710)
- ❑ Sr-47 Expressway and Heim Bridge replacement
- ❑ 110 Freeway Connectors

## Regional Projects

- ❑ Port Rail System improvements to increase on-dock rail
- ❑ Alameda Corridor-East ( highway-rail grade separations in LA, Orange, Riverside, and San Bernardino Counties)

# So. Cal. Intermodal Gateway



- ❑ Located in a primarily industrial region
- ❑  $\approx$  4 miles from ports
- ❑ Reduces potential emissions up to 90%
- ❑ Eliminates 1 million + truck trips from 710 FWY
- ❑ Increased Use of the Alameda Corridor

# Other Port Issues

- Pier Pass
- Lowenthal Bill
- State Infrastructure Bonds

# Value of International, Overseas Flights at LAX

# **Annual Economic Activity Related to a Daily Round-Trip Flight**

(Millions of Dollars, Number of Jobs)

**Economic Output:      \$623**

**Jobs:                      3,100**

**Wages:                    \$156**


# What We Counted

- Airport Operations
- Visitor Spending
- Airborne Imports
- Airborne Exports

**Total Economic Output:  
\$82.1 Billion in 2006**

# 2006 Economic Output (Millions)

Airborne  
Exports  
\$72,766



Airborne  
Imports  
\$257

Visitor  
Spending  
\$3,019

Airport  
Operations  
\$6,081

**Total Jobs:  
362,800 in 2006**

***Annual Economic Activity***  
**Related to a Daily Round-Trip Flight in 2006**  
(Millions of Dollars, Number of Jobs)

**Economic Output:      \$623**

**Jobs:                      3,100**

**Wages:                    \$156**

# **Potential *Annual* Economic Loss Due to Declining Market Share Since 2000\***

(Millions of Dollars, Number of Jobs)

**Economic Output:      \$5,611**

**Jobs:                      28,100**

**Wages:                    \$1,407**

**\* *Estimated Loss: 9 Daily Flights***

***Annual Economic Activity LAX***  
**Could Add to the Regional Economy in 2012\***  
(Millions of Dollars, Number of Jobs)

**Economic Output:      \$6,858**

**Jobs:                      34,300**

**Wages:                    \$1,719**

***\* Based on 11 New Daily Flights***